

ETE PNW Modular

Feb 8, 2024



2023-24 Show Schedule

- [Current schedule is here](#) - Sign up when you can join
- Monroe Feb 24-25 – Sign up now!
 - 6 module layout
 - Kids Layout
 - Sales Table
- Chehalis April 6-7 – Sign up now!
 - Same as Monroe
- Potential future shows:
 - [EuroWest 2024](#), July 13-14, Hiller Aviation Museum in San Carlos, CA
 - Leavenworth, WA. Fall/Winter 2024?
 - Lynden, Oct 5-6
 - Others?

Inventory and Status of Modules

#	Module type	Owner	Scene	Material	L (mm)	L (in)	Size (in)	Status
1	End Loop	Howard/Marlene	Rural Village	Wood	2140	84.3	84 x 60	Operational
2	End Loop	Howard/Marlene	Rural Mtn	Wood	1830	72.0	72 x 48	Operational
3	Mid/Transition	Chris	Rural	Wood	1511	59.5	60 x 36	Operational
4	Mid/Transition	Thom	Rural	Wood	1130	44.5	44 x 36	Operational
5	Mid	Jan/Hans	Rural	Wood	1205	47.4	47 x 36	Operational
6	Mid Station	Stein/Paolo/Brian	City	Alum	2080	81.9	82 x 41	Operational
7	Corner	ETE	Rural+City	Alum	1750	68.9	69 x 69	Development
8	Mid + DC staging	Magnus	City	Alum		0.0	60 x 36	Development
9	Mid	Chris	Industrial?	Alum		0.0	60 x 36	Development
10	Mid	Eugenio	TBD	Alum		0.0	60 x 36	Development
11	Mid	Thom	Industrial?	Alum		0.0	60 x 36	Not started
12	Mid	J.R.	Industrial?	Alum		0.0	69 x 36	Not started
13	Mid	Robin	Industrial?	Alum		0.0	60 x 36	Not started
14	Mid + DC staging	Magnus	City	Alum		0.0	60 x 36	Not started
15	Corner	ETE	TBD	Alum		0.0	?	Not started
				Total	11,646	458.5 in		
						38.2 ft		


Pls confirm the info here if you are building a module; if you want to build a module pls reach out to Magnus

Modules Plan



Action: If you want, to order badge and “uniform” for our shows, go to ete.org and log in to member section

Badges and Clothes



European Train Enthusiasts

The Premier North American Organization

Focused on European Railroading...

Home

Membership

Chapters

EuroShows

EXPRESS

Modules

Layouts

Members

About Us

Welcome to the ETE Members Area

This area contains exclusive content for ETE members only.

ETE EXPRESS Members may access all Past and Current Issues of the *EXPRESS*

- Most Recent *EXPRESS* Issue
- ISSUE Index
- ARTICLE Index

ETE EXPRESS ONLINE Members may access and replay all past Zoom Meetings of *ETE EXPRESS ONLINE*

- MEETING Index
- PRESENTATION Index

Membership Directory

- Directory of ETE Members

Member Resources

- [Form to Order Name Badges](#)
- [Order ETE Shirts from Land's End](#)
- [Order SPECIAL ETE 50th Anniversary Kaki Shirts](#)
- [Logos of European Railways Book](#)

Chapter Leader Resources

- [Annual Chapter Renewal Form](#)
- [Logos and Branding Information and Artwork](#)

Your National Board of Directors

- [ETE Board Contact Infomation and Meeting Minutes](#)

Hi Magnus Christerson,

Log out

NOTE: Once you leave the Members Area to go to other areas on the Website, you will need to Log Out and Log In again.



EUROPEAN TRAIN ENTHUSIASTS

Name Badge Order Form

You may order an ETE name badge as pictured below. Badges have a cream background with burgundy lettering and come with a magnetic clasp. Please be sure to specify your local chapter affiliation.

Your order will generally be shipped to you within 48 hours of receipt. Your check for \$8.00 (tax included) plus \$1.00 shipping and handling per badge must accompany your order. TOTAL \$9.00 per badge. Please mail orders, and make checks payable to:


ClassAct Signs & Wraps 23142 Alcalde Drive, Suite D2, Laguna Hills, CA 92653
Phone 949-855-6578 email: sales@classactsigns.com



European Train Enthusiasts
JOE EUROFAN
Local Chapter Name

SHIP TO: Name: _____
Address: _____
City: _____ State: _____ Zip: _____
Phone: _____ email: _____

Name as you would like it to appear on badge: _____



European Train Enthusiasts

Hi, Sign in

MY ACCOUNT

MEN

WOMEN

Home > Men

CATEGORIES

Men

Shop All Men (7)

Outerwear (3)

Shirts (4)

GENDER CATEGORY

MINIMUM QUANTITY

FEATURED BRANDS

SIZE RANGE

☐ Regular (7)

☐ Tall (3)

☐ Big (6)

FIT

SLEEVE LENGTH

PATTERN


FABRIC NAME

FABRIC CONTENT


7 Products

Sort by: Recommended


36 per page






Men's Embroidered Logo Short Sleeve Polyester Polo Shirt
\$27.95



Men's Thermacheck 100 Custom Embroidered Fleece Jacket
\$48.95



Men's Custom Logo Banded Short Sleeve Cotton Mesh Polo Shirt
\$34.95



Module Builder Workshop

- Weekend in May?
- Gig Harbor?
- 1 or 2 days?
- Focus will be on integration of old and new modules
 - Tracks, scenery, electrical, physical
- Fixing existing modules
 - Create a list of things you want to fix on existing module
- Ensuring new modules integrates well
 - Do not screw/glue down tracks before workshop

ETE Toolbox



- Still need:
 - Large plier (track adjustment)
 - Small plier (NEM couplers)
 - Track screws
 - Power tools
 - Soldering iron




ETE
East New England
at
Amherst Show

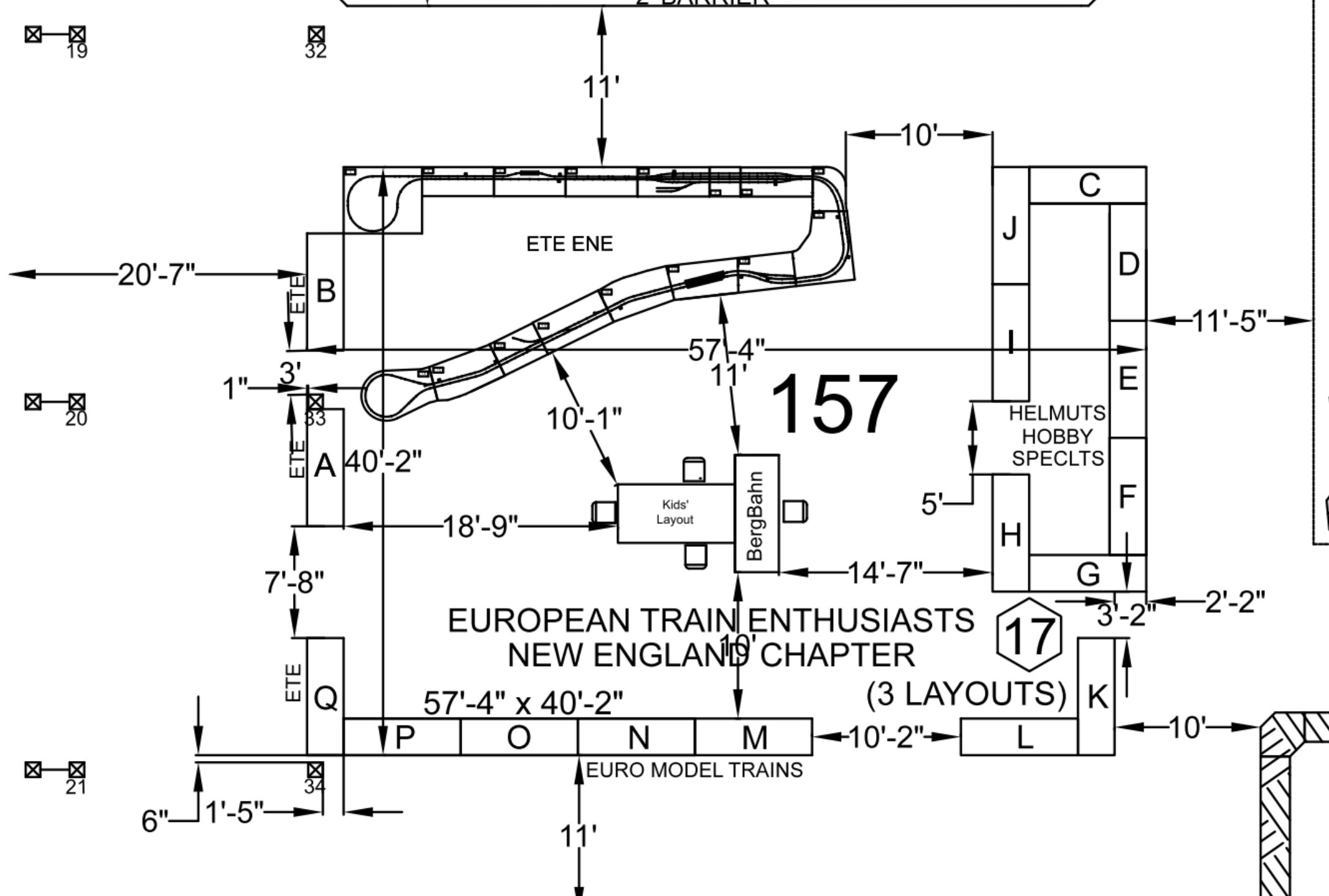






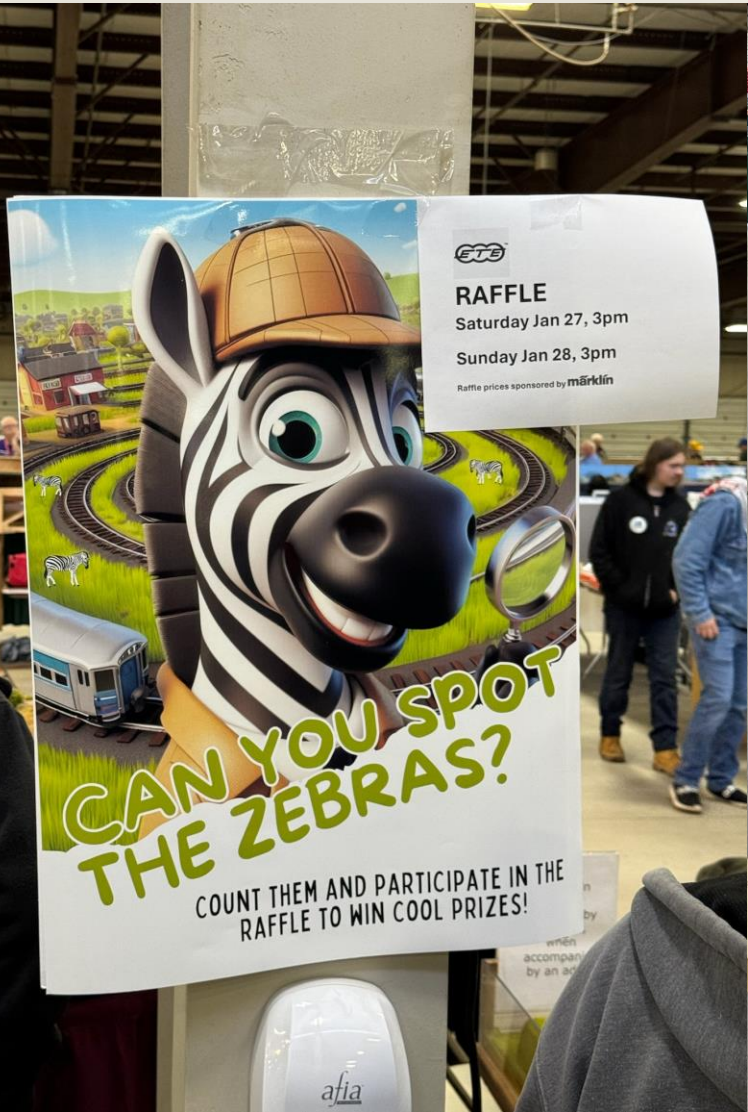








ETE-ENE and Marklin



Kids Module – Success! Wha's Next?



- Sell My World at Monroe + Chehalis as test
- Monroe: “Find the Zebras!”
- Need to fix turnouts, tires
- Establish Marklin sponsorship
- Seattle Children’s Hospital?

→ Need Volunteer to own Kids activities

Sales

- Wow!
- Thank you to all who donated, bought, and sold!
- Keep donating, buying and selling!

National Model Railroad Association (NMRA)

- Modular group partnership with NMRA 4D PNR